






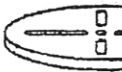







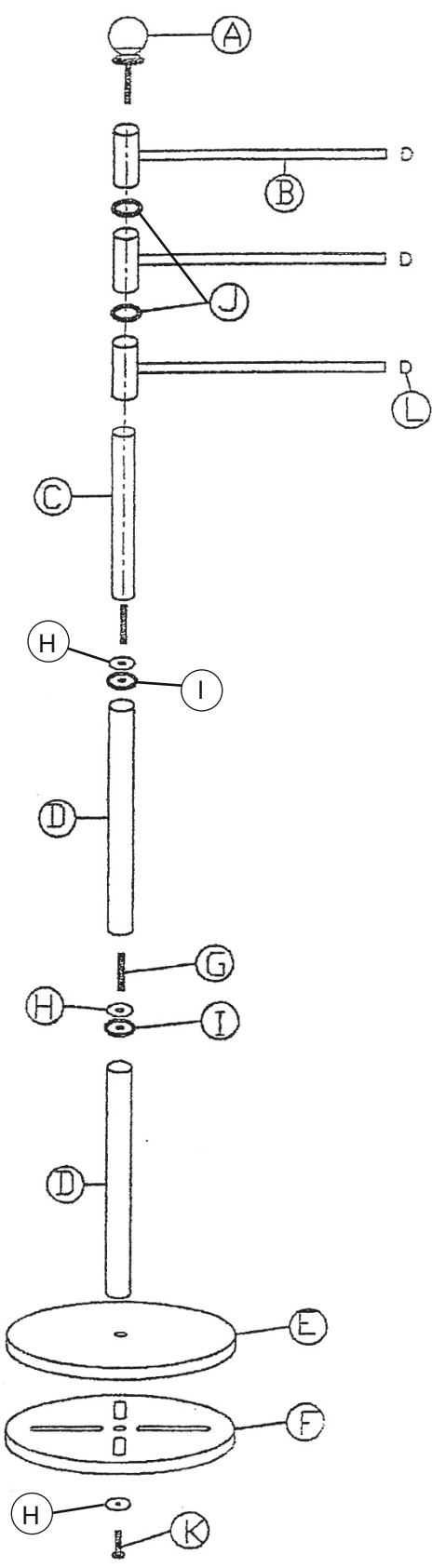
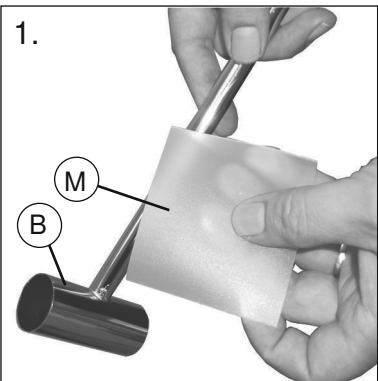

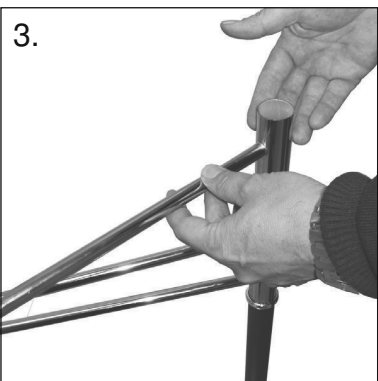


- Ⓛ Montageanleitung
- Ⓜ Assembly Instructions
- Ⓝ Instrucciones de montaje
- Ⓞ Instructions de montage
- Ⓟ Istruzioni per il montaggio
- Ⓠ Montage-instructie

- Ⓟ Instruções de montagem
- Ⓠ Montagevejledning
- Ⓡ Monteringsanvisning
- Ⓢ Instrukcja montażu
- Ⓣ Οδηγία μοντάζ
- Ⓤ Návod k montáži

- Ⓥ Navodilo za montažo
- Ⓦ Návod na montáž
- Ⓧ Szerelési útmutató
- Ⓨ Инструкция по монтажу
- Ⓩ Montaj kilavuzu



<p>A  X1</p> <p>B  X3</p> <p>C  X1</p> <p>D  X2</p> <p>E  X1</p> <p>F  X1</p> <p>G  X2</p> <p>H  X3</p> <p>I  X2</p> <p>J  X2</p> <p>K  X1</p> <p>L  X3</p> <p>M  X3</p>		<p>1. </p> <p>2. </p> <p>3. </p>
--	---	--